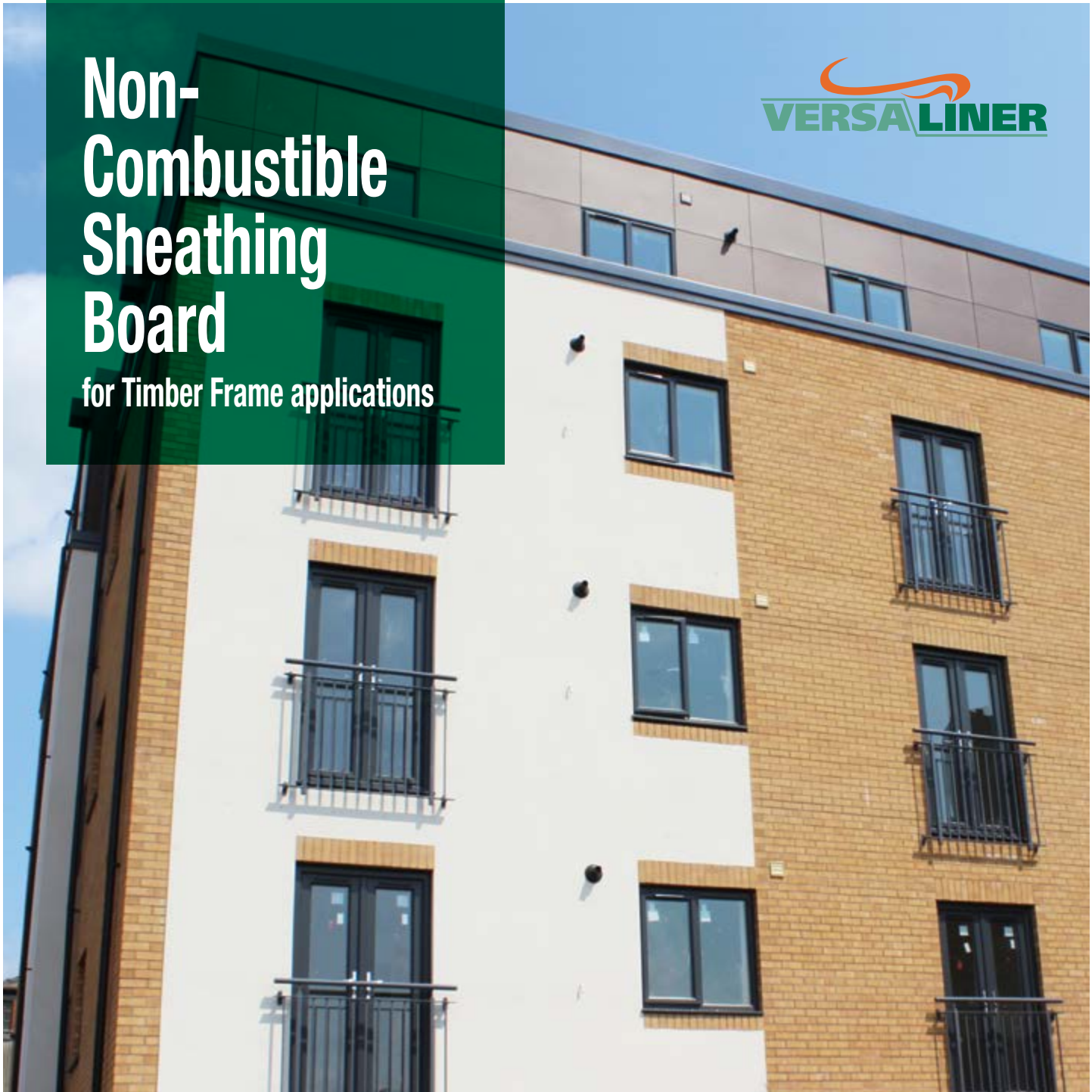


Non-Combustible Sheathing Board

for Timber Frame applications



BDA Agrément® BAW 18-085/01/A



Non-Combustible Sheathing Board

For Timber Frame applications.

Features and benefits of Versaliner

- Impact resistant
- Air Tight Panel
- A1 Fire performance to EN 13501-1
- Excellent racking resistance
- Easy 'Score and Snap' workability
- Developed for Offsite construction methods

Fire extinguishers, fire alarms, sprinklers, fire exit signs and clearly marked assembly points: these are the visible aspects of building fire safety. But equally crucial are the invisible components of fire safety, the products that are built in to the fabric of every safe building.



Applications

- Versaliner is a non-combustible board and has been developed for off-site manufacturing construction methods.
- Versaliner helps provide a solution to the construction industry where cost effective structural fire resistant panels are required.
- Versaliner offers a major move forward in building board technology and has a track record of enhancing off-site manufactured construction systems.
- Versaliner can provide benefit and value to either steel or timber frame systems
- Versaliner has been specified and used in areas where there is a requirement for flood mitigation

Versaliner Information

Versaliner is Class A1 Reaction to Fire - EN 13501-1.

Versaliner has high resistance to fire and is a very durable product. It offers a good resistance to airborne noise when used in acoustic applications. (Contact Euroform for details).

Specifications

Versaliner has a smooth finish to one side, with a textured reverse and is off-white in colour.

Versaliner is a substrate that offers an excellent and easy surface for finishing in a wide range of treatments.

Tapered edge boards are produced with a tapered profile to the two longitudinal sides and with a square edge to the short edges. Square edge boards are manufactured with square edges to all four sides.

Technical Data

Product Range

- Standard Sizes 2400 x 1200mm, Special Sizes 2700 x 1200mm, 3000 x 1200mm available on request
- Standard Thickness range 6, 9, 12mm



Density (dry at 40°C) (EN 322:1993)	900kg/m ³ (+/- 10%)
Modulus of Elasticity E Flexion (BS EN 310:1993)	3596 N/mm ² (9mm board)
Thickness Tolerances	±1mm
Length Tolerances	±2mm
Width Tolerances	±2mm
Squareness on panel diagonal difference	±2mm
Breaking Strength (MOR) (BS EN 310:1993)	4.97N/mm ² (9mm board)
Tensile strength (Thickness) (BS EN 319:1993)	1.64N/mm ² (9mm board)
Softbody impact (partition system) (BS 5234-2:1992)	Severe duty ask for details
Thermal Conductivity	0.27 W/m ² K
Compression Strength (min)	7.07N/mm ²
Moisture Content (ex production) (EN 323:1993)	12% ± 5 by weight
Reaction to Fire (EN 13501-1)	A1
Thickness Swelling (EN 317)	0.6%
Dimensional Stability	<0.1%
Acoustic Absorption	aw=0.10
Water Vapour Permeability	9mm - 0.0149 gm/MNs 12mm - 0.0124 gm/MNs
Vapour Resistivity	9mm - 67 MNs/gm 12mm - 80 MNs/gm
Vapour Resistance	9mm - 0.7 MNs/g 12mm - 1.0 MNs/g

Figures are ultimate performances

Working with Versaliner

Delivery & Storage

Boards should be received in a dry state with pallets protected from weather with plastic sheeting or similar.

Boards should be stored on flat, dry pallets elevated on skids/battens sufficiently from ground level to prevent board wetting.

If boards are stored on site for a long period of time they should be kept under cover / indoors if possible.

Mounting

Versaliner can be fixed using self-drilling screws and is also suitable for manual and powered nailing methods.

The following information is a guide to fixing distances for most common applications; however, the details are not sufficient when Versaliner is to be subjected to structural forces such as racking applications. In such cases further advice should be obtained.

Board	Thickness	Distance between vertical supports
Versaliner	9mm	600mm
Versaliner	12mm	600mm

Use of Breather Membranes

A suitable breather membrane should be used when using Versaliner as a sheathing board.

Fixing Specifications

Nails

Minimum 12 micron galvanised according to Eurocode 5 for timber frame construction.

Screws

Euroform EMF & ETF range should be used. (Contact Euroform for details on fixings).

Fixing Distances

Timber studs shall have minimum dimensions as specified by an engineer,.

Nails

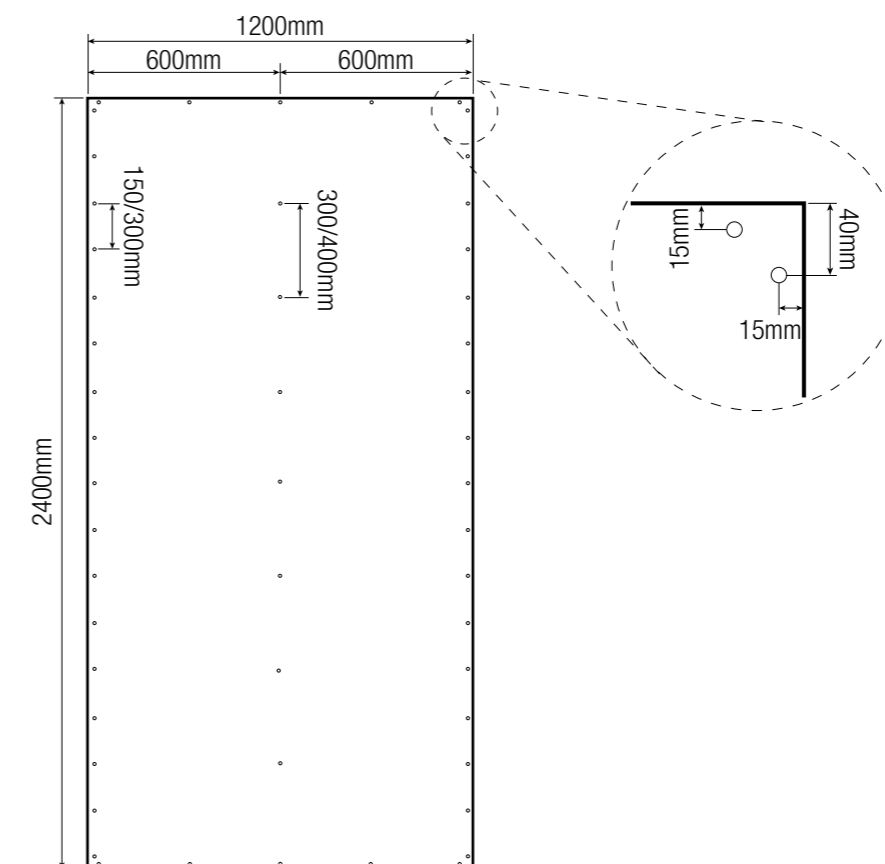
Maximum spacing of 150mm at the perimeter and 300mm to the intermediate studs.

Screws

Maximum spacing of 300mm at the perimeter and 400mm to the intermediate studs.


Corner fixings (nails or screws)

Minimum 40mm from the corner and minimum 15mm from the edge as shown on the diagram.



Board Arrangement

We recommend that Versaliner should be installed in brick bond fashion as per the diagram, for further information please contact Euroform.



NOTE:

- 4 way joints should be avoided
- Minimum board width should not be less than 600mm

Water Proofing

Where boards are used below and within 150mm of DPC level a compatible waterproofing membrane should be applied.



Processing



Versaliner can be scored and snapped.

Sawing Equipment

It is recommended to use carbide tipped blades when cutting or processing Versaliner to reduce tool wear.

Product can be cut using:

- Cross cut hand saws
- Jigsaws for shaping product
- Circular saws with dust extraction

Edging and Jointing Detail

Versaliner can be affected by slight dimensional changes according to variations in relative humidity.

In order to allow for this it is necessary to create:

For semi-exposed external application

- 3-4mm movement joint between every single board edge
- Joints to be filled with Versaseal or approved tapes. Contact Euroform for information.

Note: 4 Way board joints should be avoided

Diameter	250mm
Board thickness	9mm/12mm
Number of teeth	Z>48-60


EUROFORM

Unit 2 Lyncastle Road, Warrington, Cheshire WA4 4SN

Tel: 01925 860999

Email: info@euroform.co.uk

www.euroform.co.uk

Euroform products are part of the  **SIG** PERFORMANCE TECHNOLOGY range

All rights reserved. No part of this publication may be reproduced or transmitted in any form, or by any means, electronic or mechanical including photocopy, recording or any information storage and retrieval system, without permission in writing from SIG Trading Ltd. No information contained within this publication can be used to compile any other printed or electronic directory or mailing list. Whilst every effort has been made to ensure accuracy, the publisher does not, under any circumstances, accept responsibility for errors or omissions and no representation or warranty is made in relation to the suitability of a product for a specific application. Copying of the images contained in this publication, in any form without the author's permission, is an unlawful act under the Copyright Designs and Patent Act 1988.

