

Technical Data Sheet

PRODUCT

Easyboard® is an A1 non-combustible exterior grade fibre cement board with mesh reinforcing facings.

It is one of the first boards of its kind to combine the benefits of Ordinary Portland Cement into a light weight 'score & snap' building board that is quick to install when compared to traditional OPC boards.

FEATURES and BENEFITS

- Easyboard® can be readily fixed with self-wing drilling screws and simply installed using a traditional utility knife.
- Easyboard® makes an ideal exterior sheathing board to SFS walling and may also be used for tile backing in areas of high moisture e.g. kitchens & bathrooms
- Easyboard® is inorganic making it very dimensionally stable when compared with traditional wood based boards
- Easyboard® is UKCA marked according to BS EN 12467:2012+A2:2018 "Fibre-cement flat sheets"



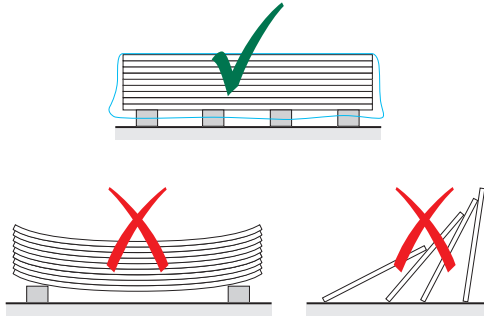
- Easyboard® is manufactured with a unique process combining Ordinary Portland Cement, and a reinforcing matrix that enhances the workability and handling properties over traditional fibre cement boards
- It is manufactured in 12.5mm thickness and has a taper on the two long edges of the outer face

TECHNICAL INFORMATION

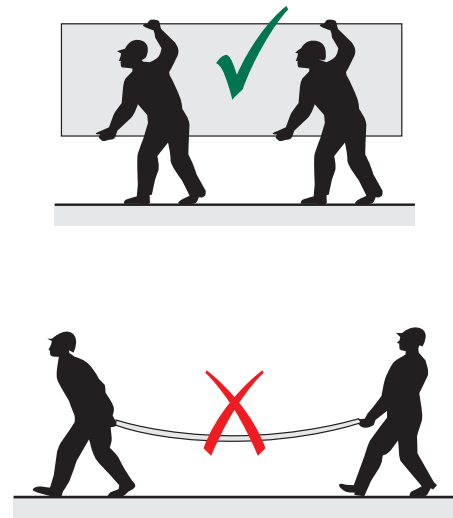
Parameter	Value	Tolerance
Reaction to fire (BS EN 13501-1)	A1 (Non-combustible)	N/A
Durability & Strength (BS EN 12467)	Category B, Class 1	N/A
Thickness (mm)	12.5	+/- 10 %
Width (mm)	1200	+/- 0.3 %
Length (mm)	2400	+/- 5 mm
Straightness of Edges (%)	0	≤ 0.1 %
Squareness of Edges (mm/m)	0	≤ 4 mm/m
Dimensional stability (R.H. 30% to 80% @ 20°C)	< 0.1%	+/-
Average Wet Bending Strength (Mpa)	≥ 4	N/A
Apparent Density (kg/m³)	900	Minimum
Weight per sheet (ex-production kg)	39.6	+/- 10 %
Saturated Density (kg/m³)	1225	+/- 10 %
Thermal conductivity (K-value)	0.22 W/mK	N/A
Moisture Content (%)	10	+/- 2.5

DELIVERY & STORAGE

- Boards should be received in a dry state with pallets protected from weather with plastic sheeting or similar.
- Boards should be stored on flat, dry pallets elevated on skids/battens sufficiently from ground level to prevent board wetting.
- If boards are stored on site for a long period of time they should be kept under cover/ indoors if possible.

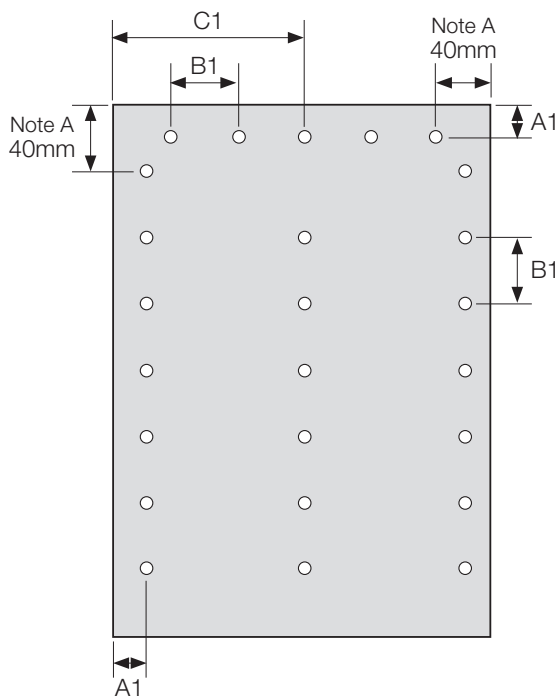


When manually moving boards they should be carried in a vertical orientation.



INSTALLATION

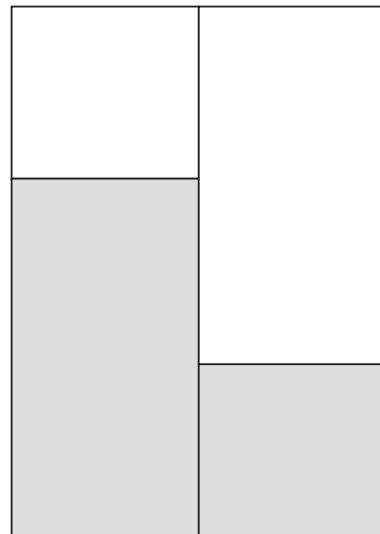
External sheathing and tile backing application



A1 = 15mm
B1 = ≤ 250 mm
C1 = 600mm

Note A: The first fixing in from the corner for both horizontal and vertical fixing must be 40mm in from the edge.

Euroform recommends that Easyboard is installed in brick bond fashion as per the diagram.



NOTE:

- 4 way joints are not recommended
- Minimum board width should not be less than 600mm
- A minimum 3mm gap should be left at all joints to allow for relative humidity dimension changes.
- Easyboard® should be covered at the board joints with Euroform Versatape and/or Versaseal.
- Easyboard® can be installed in either 'portrait' or 'landscape' orientation.
- Easyboard® may be exposed once installed for up to 12 months before covering with a breather membrane or similar.

Internal Tiling applications (walls & floors)

For ceramic tile coverings, (tile dimensions ≤ 600 mm x 600 mm), use a flexible adhesive when placing tiles. Easyboard® should be primed prior to tiling with alkaline tolerant primer.

Tile adhesive must as a minimum meet the requirements of class C2 according to EN 12004-1.

When using Easyboard® as floor tile substrate please ensure that board is fully supported.

Structural flooring e.g. timber floor boards should be true and flat.

- Maximum tile weight for walls = 50 kg/m²
- Maximum tile weight for floors = 100kg/m²

SITE CUTTING



Easyboard® can be easily score and snapped with a traditional utility knife.

Use a straight edge and make initial cut to the face of the board.

Apply pressure to cut piece to open the joint up and then run the knife back along the scored line to cut the mesh to the reverse side of the panel to complete cut.

WATER PROOFING

Where boards are used below and within 150mm of DPC level a compatible waterproofing membrane should be applied. Compatible EPDM membranes should be used around other areas at risk of water ingress e.g. at window openings.

USE OF BREATHER MEMBRANES

A suitable breather membrane should be used when using Easyboard® as a sheathing board.

The board should not be relied on to prevent moisture ingress.

Easyboard® is a registered trademark UK00003726804 of SIG Trading Ltd