

Technical Data Sheet

Versafloor® HD is a structural, A2_{fl} Reaction to Fire rated, cement bonded particle board with tongue and groove edges.

Versafloor® HD is highly moisture tolerant with high mass beneficial to noise reduction.

Versafloor® HD is a flooring and decking board of 'limited combustibility' providing designers with the benefit of reduced risk of combustion compared to traditional wood based flooring boards.

Versafloor® HD may also be used effectively as a non-structural overlay board for refurbishment and acoustic floor upgrades.

FEATURES and BENEFITS

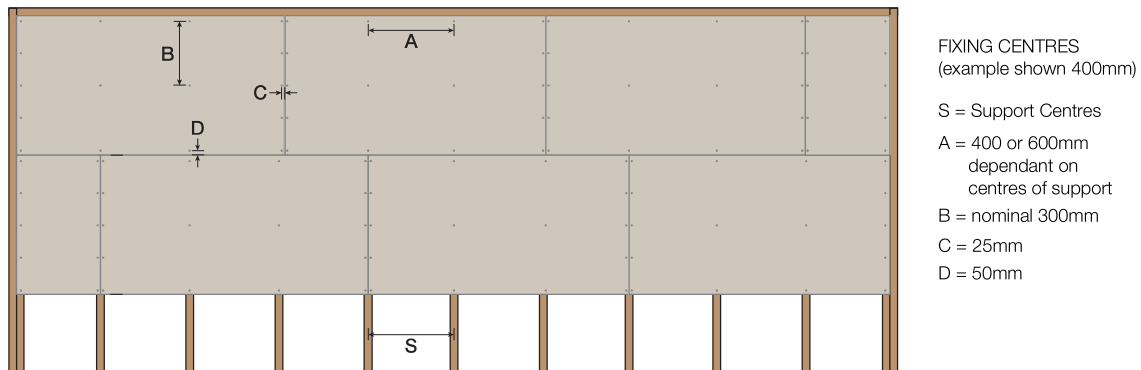
- Conformity assessed for structural use in floors and decking (CE & UKCA) to BS EN 13986
- Limited combustibility: A2_{fl} according to BS EN 13501-1
- High density helps noise control within a ceiling/floor system
- Will not rot or degrade in the presence of moisture
- Supplied with Tongue & Groove edges to four sides
- Standard dimensions 1200 x 600 x 18mm or 22mm (laid size) for easy installation
- Can be supplied as a pre-cut kit of parts to suit off-site manufacturing requirements for minimal waste and cutting
- Provides a more solid feel due to higher density when compared with lighter wooden boards such as P5 particle board (P5 chipboard)
- Higher thermal conductivity and heat capacity compared with traditional wood flooring boards



TECHNICAL DATA

Parameter	Value	Standard
Reaction to Fire: EN 13501-1	A2 _{fl}	-
Density	1560 kg/m ³	+/- 10%
Modulus of elasticity	4000 N/mm ²	-
Bending strength	9 N/mm ²	-
Surface alkalinity	11 - 13 pH	-
Moisture Content (ex-production %)	9%	+/- 3 %
Swelling in thickness (average), G%	0.7 %	-
Thermal Conductivity (tabulated design value)	0.55 λW/(m²K)	-
Water vapour transmission - wet - dry	30 μ 50 μ	-
Formaldehyde release	E1 class	-
Thickness	18mm 22mm	+/- 1.2mm +/- 1.5mm
Length and width	1200mm x 600mm (laid size)	+/- 1.5mm
Number of boards per pallet	18mm - 40 22mm - 32	-

INSTALLATION INSTRUCTIONS



ALL Tongue & Grooved edges should be bonded with a PUD4 adhesive such as Versabond.

The underside of the boards are clearly marked and must all be face down to joist/substrate

Note:

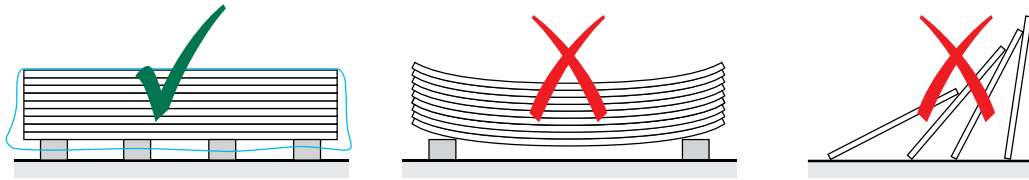
A 10mm perimeter gap should be allowed around the edge of the floor to wall junction.

Boards should not be installed with a moisture content over 12%, measurements should be taken prior to laying of Versafloor® to ensure that this is the case.

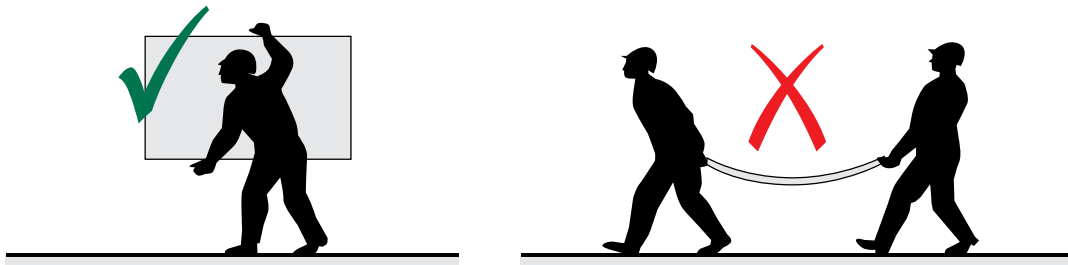
Please read these installation instructions in conjunction with BS 8201 Code of practice for installation of flooring of wood and wood based panels.

DELIVERY AND STORAGE

- Boards should be received in a dry state with pallets protected from weather with plastic sheeting or similar.
- Boards should be stored on flat, dry pallets elevated on skids/battens sufficiently from ground level to prevent board wetting.
- If boards are stored on site for a long period of time they must be kept under cover/indoors.



- When manually moving boards they should be carried in a vertical orientation.
- A manual handling risk assessment should be undertaken prior to handling the product.



IMPORTANT NOTE

Versafloor® HD has an ex-works moisture content of 9% +/- 3% and is in equilibrium when the temperature is 20°C with a relative air humidity of 50-60%.

Versafloor® HD adapts to the ambient humidity level, therefore to adjust to its working conditions it should be allowed to acclimatise for 24-48 hours prior to fixing.

HANDLING SAFETY

Component	CAS	EC	% w/w
Portland Cement*	65997-15-1	266-043-4	40 - 50
Wood Particle	9004-34-6	232-674-9	15 - 20
Inorganic Material	-	-	20 - 30
Binding Agent	-	-	<1
Water (moisture content)	7732-18-5	231-791-2	5 - 10

*Portland Cement is present in its hydrated form as a finished article.

Prolonged contact by exposed skin may show mild irritation at site of contact - long sleeved work clothing and abrasion resistant gloves are recommended for manual handling.

Dry working (drilling, sanding, cutting) can release dusts which may irritate eyes and airways unless controlled.

Positive ventilation is recommended. Tooling should have high efficiency particulate filtering (HEPA) extraction fitted where possible.

CUTTING

Equipment:

- Portable circular saw
- Fixed saw for dimensioning (vertical or horizontal)

Type of blade:

- Alternative or trapezoidal teeth

Diameter (mm)	250	300	350	400
Number of teeth	36	48	54	60
Revolutions (rpm)	3000/ 4500	3000	3000	3000/ 1500